



BEVERAGE-AIR

Project: _____	AIA#
Item: _____	
Location: _____	SIS#
Approved: _____	

MARKETMAX FREEZER

MODEL:
MMF12HC-1-B

MMF12HC Black Hinged Single Glass Door
Hydrocarbon Series



3 Year Parts/Labor Warranty
Additional 4 Year Compressor Warranty

CABINET CONSTRUCTION

- Exterior finish is heavy-duty steel with a black baked on durable coating
- Heavy-duty interior construction includes white coated steel walls
- Modern one-piece grille
- Full electronic control
- Freezer has triple pane lowE argon filled glass door
- Self-closing door with 120° stay-open feature
- Snap-in gaskets, easy to remove for cleaning or replacement
- LED lighting
- Four (4) heavy-duty epoxy coated wire shelves
- Four (4) shelf clips included per shelf
- Self-contained bottom mount refrigeration system

OPTIONS & ACCESSORIES

- Black or stainless steel exterior option
- Black or stainless steel interior option
- Left door hinged (at time of order)
- Wine models available
- Shelves black or white
- Shelf clips
- Flow track
- Gravity track
- Price tag molding
- Electronic lock models (swing doors only)
- 3" - 6" Casters or 6" seismic/flanged legs
- Door locks
- Custom signage & decals
- Remote option* (see note on back on page)

REFRIGERATION SYSTEM

- Uses environmentally friendly, energy efficient R290, and meets all regulatory requirements for CARB, SNAP, DOE & more
- Adaptive defrost
- Epoxy coated evaporator coil
- Freezer capable of maintaining product temperatures down to -10°F

MMF12HC HINGED GLASS DOOR: MERCHANDISER SERIES




Please verify qualifying units by visiting:
www.energystar.gov/cfs

3779 Champion Blvd., Winston-Salem, NC 27105
1-888-845-9800 Fax: 1-336-245-6453
Beverage-Air.com Sales@bevair.com



BEVERAGE-AIR

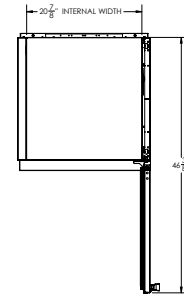
MODEL	MMF12HC-1-B
EXTERNAL DIMENSIONAL DATA	
Width Overall	24 1/8"
Depth Overall with Handle	25 3/4"
Height Overall	62"
Number of Doors	1
Depth with Door Open 90°	46 3/8"
Door Opening (in)	20 7/8" x 48 1/2"
INTERNAL DIMENSIONAL DATA	
NET Capacity (cubic ft.)	11.9
Internal Width Overall (in)	20 7/8"
Internal Depth Overall (in)	18 1/8"
Internal Height Overall (in)	41 7/8"
Internal Height Useable (in)	53"
Number of Shelves	4
Number of Shelves	
Full Load Amperes 115/60/1	5.0
REFRIGERATION DATA	
Horsepower*	1/2
Capacity (BTU/Hr)*	1624
SHIPPING DATA	
Gross Weight - Crated	291 lbs
Height - Crated	67 1/4"
Width - Crated	26"
Depth - Crated	26 1/2"

*NOTE: Remote units are field wired and come with 6" legs.
Refrigerant must be specified at time of order.

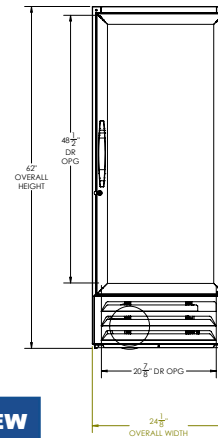
Freezer Single Glass Door MMF12HC-1-B

Model Views

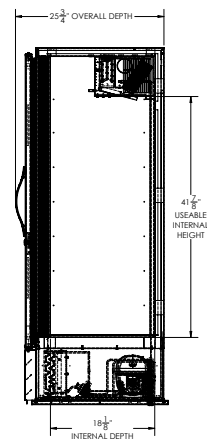
Required Clearance: Top 12", Rear 3"



PLAN VIEW



ELEVATION VIEW



SIDE VIEW

*ELECTRICAL CONNECTION



115/60/1
NEMA 5-15P

Unit pre-wired at factory and include 8' long cord and plug set.



3779 Champion Blvd., Winston-Salem, NC 27105 1-888-845-9800 Fax: 1-336-245-6453 Beverage-Air.com Sales@bevair.com

an Ali Group Company



The Spirit of Excellence