



Marine Series

Job _____ Item No. _____

Lang® Marine Electric Counter Griddles

□124TM □136TM □148TM □160TM □172TM



Model 136TM

Grooved Griddle Option

DESCRIPTION

Lang electric marine counter griddles are available in 24", 36", 48", 60" or 72" width options. Griddles feature a 1" thick precision machined, polished steel cooking surface, temperature range from 175 to 450°F and adjustable flanged mounting feet.

SPECIFICATIONS

Griddle shall be a LANG Manufacturing Marine Model 1__TM [Specify width: 24", 36", 48", 60" or 72"] ACCU-TEMP Snap-action Thermostat Controls (TM) ; 6-kW per foot of Incoloy sheathed heating elements, pressure clamped to plate bottom; 1" thick polished cooking surface, with 5-1/2" high side and back splash and full front 1" deep X 3-1/2" wide grease trough; full width front mounted grab bar.

WARRANTY

These units come with a one [1] year warranty for parts and labor.

FEATURES

- All 304 stainless steel construction
- One [1] inch (25 mm) thick griddle surface
- 6 kW of power per twelve [12] inch section of griddle
- 5.5-inch (140 mm) rear and side splash guard and a 3.5-inch (89 mm) by one [1] inch (25 mm) grease trough for easy cleanup
- Snap-Action controls operate between 200°F (93°C) and 550°F (288°C) each twelve [12] inch (305 mm) section of griddle
- Fully enclosed control compartment
- Full width grab bar
- Flanged, bolt-down legs
- Locking tab for grease door

OPTIONS & ACCESSORIES

- Custom Grooving [Specified in 12" increments, from left to right.]
- Mil-Spec Adder Package [To meet: MIL-G-2857]

CERTIFICATIONS

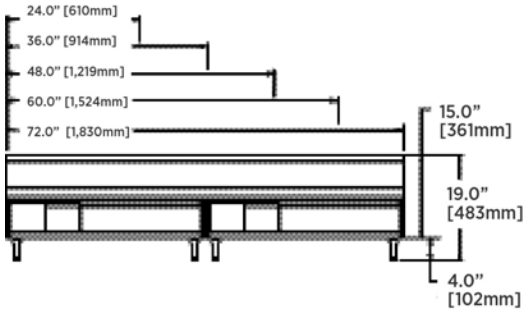




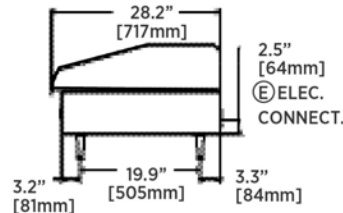
Marine Series

Lang® Marine Electric Counter Griddles

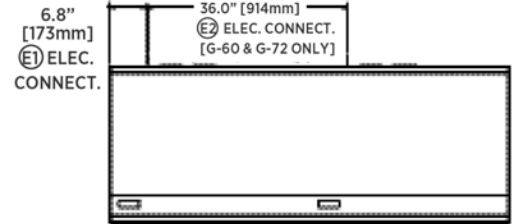
□124TM □136TM □148TM □160TM □172TM



All models [Front View/Elevation]
Width varies with model



All Models [Right Side View]



All Models [Top View/Plan]
60" & 72" require 2 E connections

INSTALLATION REQUIREMENTS: 1. (E) 208V, 3-phase, field convertible to 240V or 1-phase; or 440V or 480V, 3-phase power connection.
2. (E)(E) Two electric connections required for 60" and 72" wide units [Connections from rear. See below for location and power requirements].

CLEARANCES: Sides: 2", Back: 2"

MODEL	HEIGHT in. (mm)	WIDTH in. (mm)	DEPTH in. (mm)	VOLTS 50/60Hz	TOTAL kW	AMPS 3Ø	AMPS 1Ø	APPROX. WEIGHT SHIPPING	APPROX. WEIGHT INSTALLED	
124TM	19.0 (483)	24.0 (610)	30.2 (767)	208V 240V 440V 480V	12.0	50.0 43.3 23.6 21.7	57.7 50.0 N/A N/A	380 lb. (173 kg)	330 lb. (150 kg)	
136TM		36.0 (914)				18.0	50.0 43.3 23.6 21.7	86.5 75.0 N/A N/A	410 lb. (186 kg)	360 lb. (164 kg)
148TM		48.0 (1,219)				24.0	75.0 65.0 36.8 32.5	115.2 100.0 N/A N/A	525 lb. (239 kg)	475 lb. (216 kg)
160TM		60.0 (1,524)				30.0 [12/18] ¹	50.0/50.0 43.3/43.3 23.6/23.6 21.7/21.7	57.7/86.5 50.0/75.0 N/A N/A	665 lb. (302 kg)	615 lb. (280 kg)
172TM		72.0 (1,830)				36.0 [18/18] ¹	50.0/50.0 43.3/43.3 23.6/23.6 21.7/21.7	86.5/86.5 75.0/75.0 N/A N/A	800 lb. (364 kg)	750 lb. (341 kg)

¹Two connections

Due to periodic changes in designs, methods, procedures, policies and regulations, the specifications contained in this sheet are subject to change without notice. While Lang Manufacturing exercises good faith efforts to provide information that is accurate, we are not responsible for errors or omissions in information provided or conclusions reached as a result of using the specifications. By using the information provided, the user assumes all risks in connection with such use.



LANG MANUFACTURING • www.langworld.com
10 Sunnen Drive • Saint Louis, Missouri 63143
Telephone 314 678 6315 • Fax 314 781 3636

Printed in the U.S.A. • 2M-Z2xxxx • Rev - • 72017
Please refer to the owner's manual for information regarding installation or use.