

GLASS DOOR MERCHANDISER REFRIGERATOR

Single Swing Door

Project Name: _____

Project Location: _____

Model #: _____ Quantity: _____

Available Warehouse: _____

EM Series

Model: EMGR10B



Operating temperature range is 33°F ~ 54°F



**5 YEAR Compressor
3 YEAR Parts & Labor**



Please visit our website for updated Energy Efficiency information

Refrigeration System

- Bottom mounted, self-contained and fully detachable Blizzard R290 condensing unit uses environmentally friendly, EPA-compliant R290 refrigerant with zero (0) Ozone Depletion Potential (ODP) and three (3) Global Warming Potential (GWP). Blizzard R290 is easily replaceable and requires no on-site brazing.
- Electronically commutated (ECM) fan motors achieve rapid cooling with less energy consumption.
- Full-length air duct system ensures optimal distribution of cold air.
- Time-initiated and temperature-terminated auto defrost cycle for seamless operation.
- Large capacity, corrosion-resistant condenser and evaporator coils.
- Self-maintaining, energy-efficient condensate drain pan requires no external drains or electric heaters.
- High performance, auto-reverse condenser fan motor supports compressor ventilation and condenser coil cleaning. Refer to owner's manual for full maintenance instructions.
- Pre-wired and ready to plug, 115V/60Hz/1Ph, NEMA 5-15P.

Cabinet Construction

- Heavy duty black coated steel exterior and white coated steel interior.
- Stainless steel floor interior has rounded corners and detachable drain plug for ease of cleaning.
- 2.5" thick high density polyurethane insulation.
- Four height adjustable screw legs.

Lighting

- Shielded LED bar lighting with on/off switch provides bright, high color illumination at lower heat output.

Doors

- Low emissivity double glass panes reflect UV rays for efficient cooling.
- Black PVC door frames.
- Self-closing with adjustable torsion system for a positive seal.
- Snap-in magnetic door gasket make cleaning and replacement an easy process.
- High strength, die-cast door handles.

Shelving

- Epoxy coated, steel wire shelves with airflow guard (see table for quantity).
- Height adjustable stainless steel clips.

Temperature Control

- Multi-function digital controller with easy to read LED display.
- Factory preset temperature, 35°F. Temperature setting range from 33°F to 54°F.
- Audible overheat protection alarm for compressor and condenser coil.

Options

- Additional shelving.
- Wine rack (applies to model EMGR24 and EMGR24B).
- 5" or 3" swivel casters with locks on front set.
- 3.5" – 6" height-adjustable and interchangeable legs.

Ref/ Frz/Dual	Doors	Capacity		Shelves	Refrigerant	HP	Power V-Hz-Ph	Amps	Crated Weight	Exterior Dimensions		
		Cu. Ft.	20 oz. Bottles							L	D	H*
REF	1	10	120	3	R-290	1/4+	115-60-1	2.3	245 lbs (111kg)	24" (610mm)	24.375" (619mm)	68.125" (1730mm)

(†)Based on evaporating temperature of 23°F (-5°C) & condensing temperature of 131°F (55°C). (P) Product capacity is calculated based on standard industry figures. (x) Reference plan view for clarification on caster/unit height. If dimensions and capacity are critical, please contact Everest Refrigeration. Blizzard R290 replacement is at the sole discretion of Everest Refrigeration. Specifications subject to change without notice.

GLASS DOOR MERCHANDISER REFRIGERATOR

Single Swing Door

EM Series Model: EMGR10B


DIMENSIONAL DATA

External Dimensions	L	24" (610mm)
	D	24.375" (619mm)
	H*	68.125" (1730mm)
Crated Weight		245 lbs. (111kg)
Doors/Drawers/Lids		1
Max Weight Support (LBS)		-

STORAGE DATA

Net Capacity Cu. Ft. [†]	10
Shelves	3
Barrels	-
20 oz. Bottles	120
12 oz. Bottles	-
12 oz. Cans	-
8" Mugs	-
# of Pans (Top)	-
# of Pans (Drawer)	-
Dividers	-
Trays	-

ELECTRICAL DATA

Voltage	115-60-1
Full Load Amperage	2.3
Feed Wires with Ground	3
Cord Length	9ft
NEMA Plug Type	 NEMA 5-15P

REFRIGERATION DATA

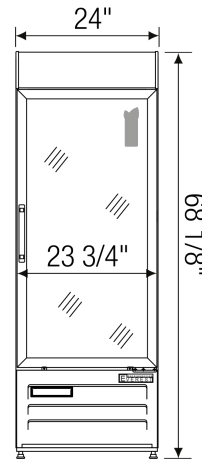
Compressor Mounting	Bottom
Refrigerant	R-290
Compressor HP	1/4+
BTU/HR [†]	N/A

KEY

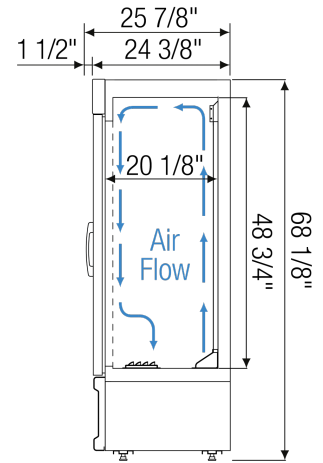
R	Refrigerator	D	Door
REF	Refrigerator	L	Lid
F	Freezer	H	Half Door
FRZ	Freezer	FD	Full Door
DUAL	REF/FRZ Combo	SD	Solid Door
DR	Drawer	GD	Glass Door

	Elevation	Right	Plan	3D	Back

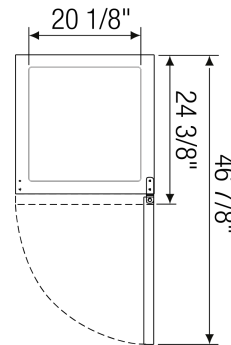
PLAN VIEW



FRONT



SIDE



TOP

ACCESSORIES & OPTIONS

Part Number	Description
Additional Shelving	Contact Everest Refrigeration for more information.
AJL03-00	Interchangeable Leg for Caster
CASA3-01	3" Overall Height Caster Assembly - (2) Front (2) Rear
CASA5-01	5" Overall Height Caster Assembly - (2) Front (2) Rear
Left Hinged Door	Contact Everest Refrigeration for more information.

(†) Based on evaporating temperature of 23°F (-5°C) & condensing temperature of 131°F (55°C). (‡) Product capacity is calculated based on standard industry figures. (*) Reference plan view for clarification on caster/unit height. If dimensions and capacity are critical, please contact Everest Refrigeration. Blizzard R290 replacement is at the sole discretion of Everest Refrigeration. Specifications subject to change without notice.