



Profit from the Eagle Advantage®

Specification Sheet


Short Form Specifications

Eagle Panco® Cook & Hold Full-Height Cabinet, model _____ . Available with dutch doors or single full-size door. Features three 2000-watt elements and 18 pairs of chrome wire slides. Top-mounted digital control panel. 5"-diameter polymer casters, two with brake. Full perimeter bumper. Cord and NEMA 6-50 plug provided. 208V or 240V single-phase electricity.

Eagle Panco® Cook & Hold Half-Height Cabinet, model _____ . Features single full-size door, three 1000-watt elements, and nine pairs of chrome wire slides. Top-mounted digital control panel. 5"-diameter polymer casters, two with brake. Full perimeter bumper. Cord and NEMA 6-20 plug provided. 208V or 240V single-phase electricity.



full-height unit



(Patent # 6,847,013 B2)



half-height unit

Options / Accessories

- Universal slides
- Water filter kit (#369370)

* Replacement filter for Water Filter Kit available. Model #369371

EAGLE GROUP

100 Industrial Boulevard, Clayton, DE 19938-8903 USA
Phone: 302-653-3000 • Fax: 302-653-2065
www.eaglegrp.com

Foodservice Division: Phone 800-441-8440

MHC/Retail Display Divisions: Phone 800-637-5100

For custom configuration or fabrication needs, contact our SpecFAB® Division.

Phone: 302-653-3000 • Fax: 302-653-2065 • e-mail: quotes@eaglegrp.com

Item No.:	_____
Project No.:	_____
S.I.S. No.:	_____

Panco® Cook & Hold Cabinets

MODELS:

- CH3000B-208 CH6000B-208 CH6000D-208
- CH3000B-240 CH6000B-240 CH6000D-240

- Absolute precise control over temperature and humidity with 8° variance anywhere within cabinet.
- Humidity is controlled via solenoid plumbed directly to water supply.
- Even convection heating through engineered airflow design.
- Triple wall insulated cabinet body for better heat retention.
- 18 gauge type 300 stainless steel interior and exterior walls.
- Easily-reversible doors swing 180°, and include positive closing latch.
- Four input buttons: Enter, Recall, and Up/Down selection buttons.
- Standard top-mounted digital control panel includes 2" x 16" (51 x 406mm) character LCD readout; digital setting of temperatures; memory for 16 programs; embedded LEDs for Power, Preheat, Temperature Probe, Cook, and Hold; and overheat/power outage caution alarms. Easy-touch with membrane switches.
- Automatically changes from cooking to holding when time/temperature parameters have been met.
- Cooks by time or temperature probe.
- Cook/probe temperature: 100-350°F.
- Holding temperature: 145-200°F.
- Convertible from Fahrenheit to Celsius.
- Cook/hold time up to 24 hours.
- Heavy duty 5" (127mm) polymer swivel casters, two with brake.
- Full-perimeter bumper.
- Chrome wire tray slides.

Certifications / Approvals



AUTOQUOTES



Spec sheets available for viewing, printing or downloading from our online literature library at www.eaglegrp.com

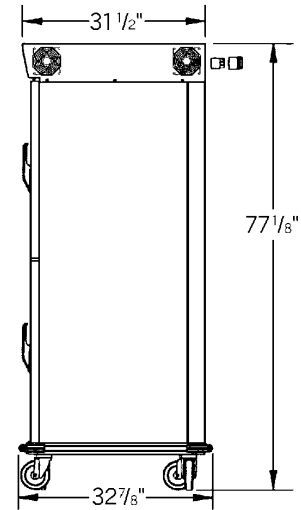
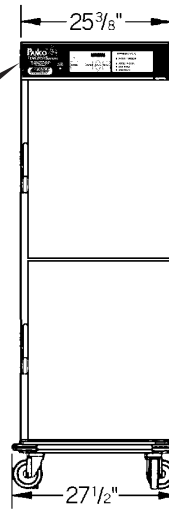
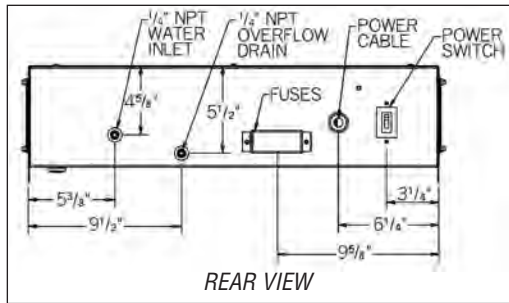
Eagle Foodservice Equipment, Eagle MHC, SpecFAB®, and Retail Display are divisions of Eagle Group. ©2014 by the Eagle Group



Profit from the Eagle Advantage®

Item No.: _____
 Project No.: _____
 S.I.S. No.: _____

Full-Height Units



FRONT VIEW SIDE VIEW

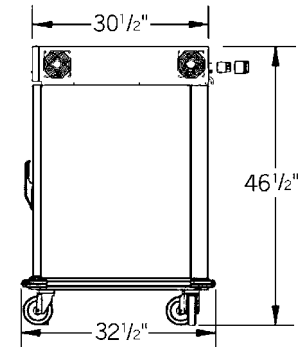
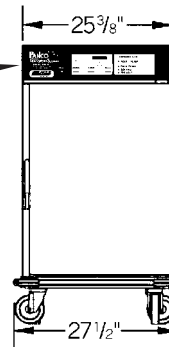
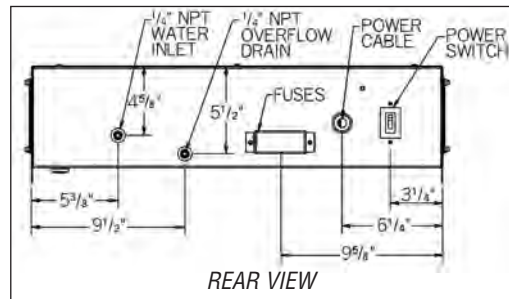
(note: unit with dutch doors shown)

- 208 or 240 voltage, single-phase.
- 6000 total wattage: three 2000-watt heating elements.
- Cord and NEMA 6-50 plug supplied.
- 40% - 70% humidity range.
- 18 pairs of chrome wire slides.

door type	width* x depth* x height inches	width* x depth* x height mm	weight lbs.	weight kg	voltage	total wattage	number of slides	model #
with dutch doors	27 1/2" x 32 7/8" x 77 1/8"	699 x 835 x 1959	462	210	240	6000	18	CH6000D-240
with dutch doors	27 1/2" x 32 7/8" x 77 1/8"	699 x 835 x 1959	462	210	208	6000	18	CH6000D-208
with single full-size door	27 1/2" x 32 1/2" x 74 1/8"	699 x 826 x 1883	462	210	240	6000	18	CH6000B-240
with single full-size door	27 1/2" x 32 1/2" x 74 1/8"	699 x 826 x 1883	462	210	208	6000	18	CH6000B-208

* Width and depth include perimeter bumper.

Half-Height Units



FRONT VIEW SIDE VIEW

- 208 or 240 voltage, single-phase.
- 3000 total wattage: three 1000-watt elements.
- Cord and NEMA 6-20 plug supplied.
- 40% - 70% humidity range.
- 9 pairs of chrome wire slides.

door type	width* x depth* x height inches	width* x depth* x height mm	weight lbs.	weight kg	voltage	total wattage	number of slides	model #
with single full-size door	27 1/2" x 32 1/2" x 46 1/2"	699 x 826 x 1181	327	148	240	3000	9	CH3000B-240
with single full-size door	27 1/2" x 32 1/2" x 46 1/2"	699 x 826 x 1181	327	148	208	3000	9	CH3000B-208

* Width and depth include perimeter bumper.

EAGLE GROUP
 100 Industrial Boulevard, Clayton, DE 19938-8903 USA
 Phone: 302-653-3000 • Fax: 302-653-2065 • www.eaglegrp.com

Foodservice Division: Phone 800-441-8440
 MHC/Retail Display Divisions: Phone 800-637-5100

Printed in U.S.A.
 ©2014 by Eagle Group

Rev. 10/14

Spec sheets available for viewing, printing or downloading from our online literature library at www.eaglegrp.com

Although every attempt has been made to ensure the accuracy of the information provided, we cannot be held responsible for typographical or printing errors. Information and specifications are subject to change without notice. Please confirm at time of order.