



STAINLESS STEEL
HAND SINKS
KNEE VALVE



Conforms To NSF 61/9 Lead Free Requirements

Item #:	_____	Qty #:	_____
Model #:	_____		
Project #:	_____		



7-PS-62



7-PS-59

SPACE SAVER



7-PS-30



7-PS-63

See page A-7 for more
 Space Saver Units



7-PS-78



7-PS-82

FEATURES:

One piece **Deep Drawn** sink bowl design.

7-PS-30 Sink bowl is 16" x 14" x 6".

7-PS-78 Sink bowl is 16" x 20" x 8".

7-PS-59, 7-PS-62, 7-PS-82 Sink bowl is 10" x 14" x 5".

7-PS-63 Sink bowl is 9" x 9" x 5".

7-PS-59 Welded 7 3/4" high side splashes.

Stainless steel basket drain 1-1/2" IPS.

Knee valve operated faucet provides true hands-free operation.

All sink bowls have a large liberal radii with a minimum dimension of 2" and are rectangular in design for increased capacity.

Apron conceals plumbing on all three sides.

"Hands Free" splash mounted gooseneck faucet furnished with aerator.

Specific Features:

7-PS-82 has Towel Dispenser with hinged towel box. Unit uses standard C-fold towels. Liquid soap dispenser also included.

7-PS-63 "Hands Free" splash mounted 6" "D" Spout faucet furnished with aerator.

CONSTRUCTION:

All TIG welded.

Welded areas blended to match adjacent surfaces and to a satin finish.

Die formed Countertop Edge with a 3/8" No-Drip offset.

One sheet of stainless steel - No Seams.

MATERIAL:

Heavy gauge type 304 series stainless steel.

Wall mounting bracket is galvanized steel and of offset design.

All fittings are brass / chrome plated unless otherwise indicated.

MECHANICAL:

Spout supply is 1/2" IPS male thread.

Faucet Flow Rate: 1.0 GPM/3.8 LPM aerator. 60 PSI.

Knee Valve is barrel type and is activated by pedal.

(Contractor on site must connect faucet to knee operated valves.)

WARNING:

Equipment that includes a faucet may expose you to chemicals, including lead, that are known to the State of California to cause cancer or birth defects or other reproductive harm. For more Info., visit www.p65warnings.ca.gov.



Customer Service Available To Assist You **1-800-645-3166** 8:30 am - 7:00 pm E.S.T.

For Orders & Customer Service:

Email: customer@advancetabco.com or Fax: 631-242-6900

For Smart Fabrication™ Quotes:

Email: smartfab@advancetabco.com or Fax: 631-586-2933

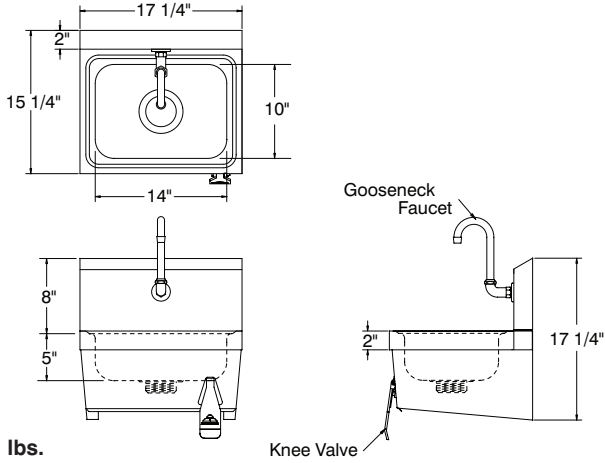
DIMENSIONS and SPECIFICATIONS

TOL Overall: ± .500" Interior: ± .250"

FITTINGS SUPPLIED AS SHOWN

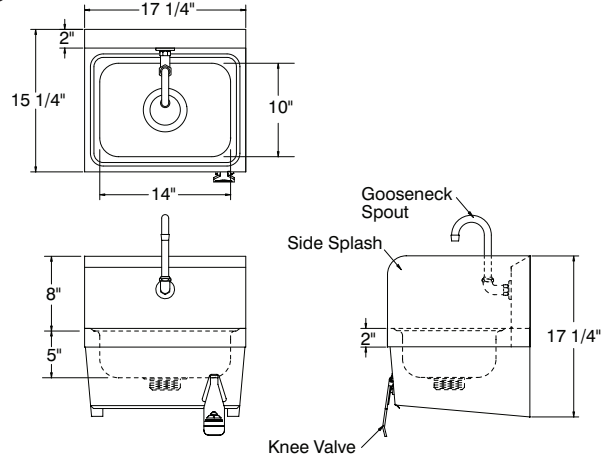
ALL DIMENSIONS ARE TYPICAL

7-PS-62



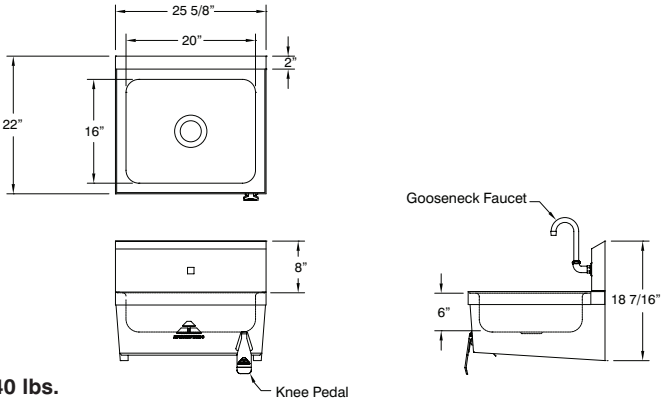
25 lbs.

7-PS-59



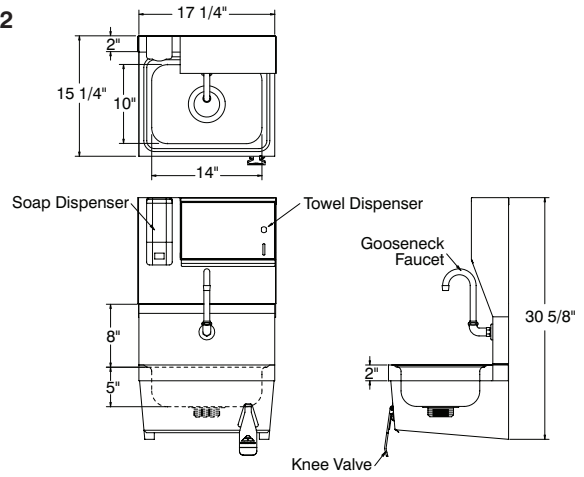
27 lbs.

7-PS-78



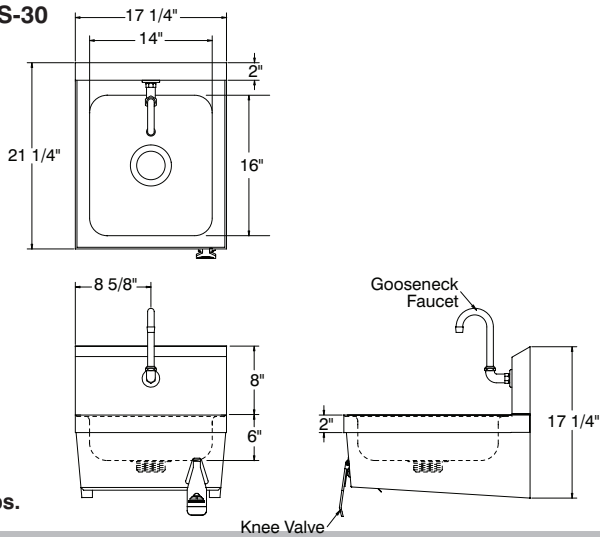
40 lbs.

7-PS-82



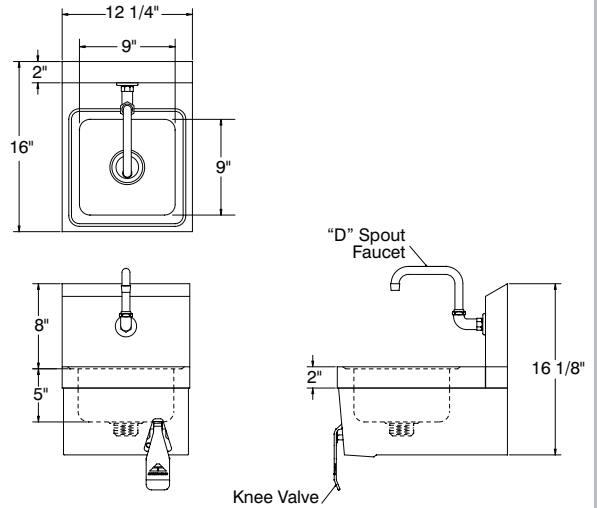
38 lbs.

7-PS-30



33 lbs.

7-PS-63



20 lbs.

KNEE VALVE DETAIL

3/8" IPS FEMALE

