



PROJECT:	MODEL:	QUANTITY:	ITEM NO:
----------	--------	-----------	----------

HEATED BANQUET TRANSPORT & SERVE CABINETS

Pre-Plated Meals For Up To 11" Plates

HUMI-TEMP "P" SERIES

P

Humidified banquet cabinets are built to handle your most challenging events, on site or off premises, and keep your meals hot and fresh in up to (200) 11" plates



- 1** FWE banquet cabinets are constructed for high performance in restaurant and resort banquet operations. Engineered for transport applications - standard, stainless steel, tubular base frame is engineered to absorb vibration and shock during transport
- 2** Eye level controls are up-front, recessed protected, easy to read and set, and include a full-range °F/°C thermostat for easy operation. Thermometer continuously reads cabinet temperature – even without power source!
- 3** Heavy-duty "no sag" shelves are removable to facilitate thorough cleaning
- 4** FWE's patented Humi-Temp heat and humidity system eliminates hot and cold spots by gently circulating hot, moist air throughout the interior of the cabinet. Humidity can be added to condition circulated heat, keeping food fresh and hot for hours
- 5** Push/pull handles - allows easy maneuvering
- 6** Available for immediate shipment - FWE's popular P-120 is available to ship in 48 hours (Quick Ship terms and conditions apply) 
- 7** P series' models holds up to 11" plates. P-XL models are available for up to 12.375" plates

PLATE CARRIERS AVAILABLE



CP carries Covered Plates



UP carries Uncovered Plates



P-200



P-90

**Two year limited warranty*



Tubular Welded Base Frame



Eye Level Control Panel



Heavy-Duty "No Sag" Shelves

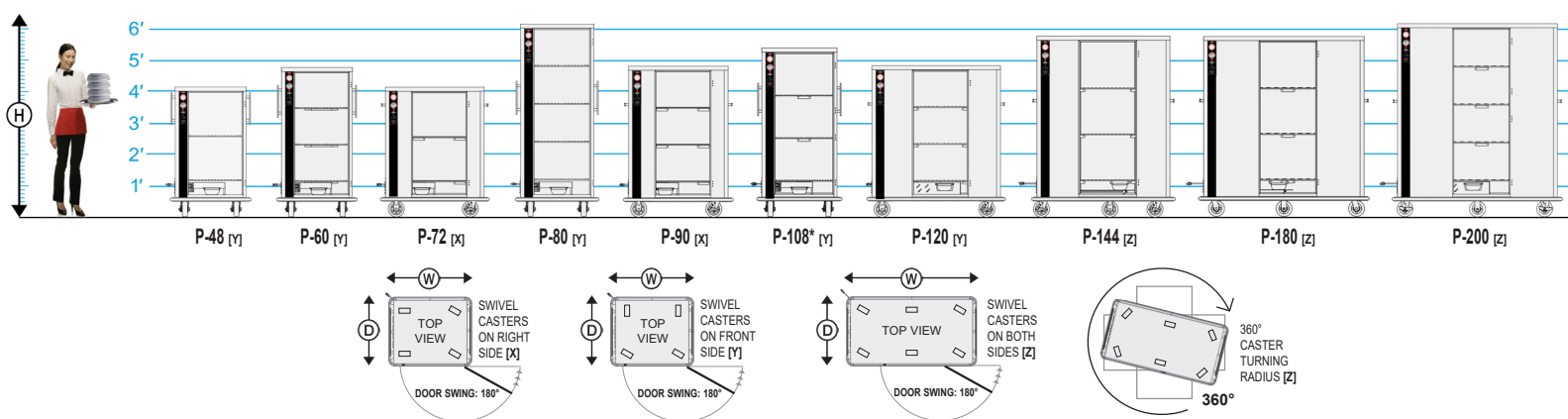


Humidity Pan



made to serve you better

SPECIFICATIONS: HEATED BANQUET TRANSPORT & SERVE CABINETS



MODEL NUMBER	[A] COVERED PLATES: 11" DIAMETER		COVERED PLATES STACKED HIGH [B] SHELVES	SHELF SIZE	SHELF CLEARANCE (mm)	OVERALL EXTERIOR DIMENSIONS IN. (mm) (Height Includes Casters)			CASTER SIZE	NO. OF DOORS	SHIP WT. LBS (KG)	CLASS 100 CLASS 100 [C] OPTIONAL PLATE CARRIER CAPACITIES			
	COVER & PLATE HEIGHT:					HIGH "H"	DEEP "D"	WIDE "W"				COVERED		UNCOVERED	
	3.125"	2.625"										CP-8	CP-10	UP-8	UP-10
P-48	40	48	2	22.25" x 21.75"	16.5" (419)	50.5" (1283)	28.5" (724)	31.75" (806)	6"	1	245 (111)	4		4	
P-60	48	60	3	22.25" x 21.75"	13.7" (348)	58.5" (1486)	28.5" (724)	31.75" (806)	6"	1	270 (122)	6		6	
P-72	60	72	2	22.25" x 33"	16.5" (419)	50.5" (1283)	28.5" (724)	42.5" (1080)	6"	1	330 (150)	6		6	
P-80	64	80	4	22.25" x 21.75"	13.7" (348)	72.75" (1848)	28.5" (724)	31.75" (806)	6"	1	340 (155)	8		8	
P-90	72	90	3	22.25" x 33"	13.7" (348)	58.5" (1486)	28.5" (724)	42.5" (1080)	6"	1	345 (156)	9		9	
P-108*	90	108	3	22.25" x 33"	15.875" (348)	65" (1651)	38.75" (985)	33" (839)	6"	1	345 (156)	9		9	
P-120	96	120	3	22.25" x 44.375"	13.7" (348)	58.5" (1486)	28.5" (724)	53.75" (1365)	6"	1	410 (186)	12		12	
P-144	120	144	3	22.25" x 44.375"	16.5" (419)	67.75" (1721)	28.5" (724)	53.75" (1365)	6"	1	470 (213)	12		12	
P-180	150	180	3	22.25" x 54.75"	16.5" (419)	67.75" (1721)	28.5" (724)	64.25" (1632)	6"	1	545 (247)	15		15	
P-200	160	200	4	22.25" x 54.75"	13.7" (348)	72.75" (1848)	28.5" (724)	64.25" (1632)	6"	2 Dutch	580 (263)	20		20	

ELECTRICAL DATA			
MODEL NUMBER	P-48, P-60, P-72, P-80, P-90, P-108	P-120 P-144	P-180 P-200
VOLTS	120	120	120
WATTS	1315	1665	2065
AMPS	11	13.9	17.2
HERTZ	50/60	50/60	50/60
PHASE	Single	Single	Single
PLUG USA	5-15P	5-15P*	5-20P*
PLUG CANADA	5-15P	5-20P	5-30P
VOLTS	220-240	220-240	220-240
WATTS	1553	1969	2445
AMPS	6.5	8.2	10.2
HERTZ	50/60	50/60	50/60
PHASE	Single	Single	Single
PLUG USA	6-15P	6-15P	6-15P
PLUG CANADA	6-15P	6-15P	6-15P

[A] Capacities when using covers depend on height of plate and cover. Capacities shown are based on plate and cover height of 3.125" and 2.625" respectively. 11" diameter cover is maximum when not using carriers and stacking directly on shelves.

[B] Consult factory for clearance and capacity with extra shelves. When ordering extra shelves, plate carriers are not available.

[C] When ordering plate carriers - Specify CP for covered plates or UP for uncovered plates. Each CP carrier holds a maximum plate/cover size of 10.25".

* P-108 model is a deep profile cabinet with a slim-line design and large depth.

CONSTRUCTION. Heliarc welded, single unit construction of stainless steel; 20 gauge polished exterior, 22 gauge stainless steel interior with easy-to-clean covered corners. Welded tubular base frame shall be 1" square, heavy gauge stainless steel tubing, with 10 gauge stainless steel reinforcing stress plates at corners.
INSULATION. "Ultra-Guard" UG-26 high density fiberglass insulation throughout; top, back, bottom, sides, and door(s).
PUSH BARS HANDLES. Heavy-duty, solid formed 1" x .375" thick, mounted at each end of unit. Mounting reinforced with stainless steel channel.
BUMPER. Solid 1.5" wide continuous wraparound aluminum channel, bolted to frame, with snap-in, non-marking vinyl cushion. Full perimeter bumper extends beyond doors, han-

dles, etc., for added protection. Shall be continuous, with corner cut-outs to facilitate cleaning.
DOORS AND LATCHES. Flush mounted, stainless steel insulated doors. High temperature gasket sealed; gasket shall be cabinet mounted. Each door shall have two (2) heavy-duty edgemoat die cast hinges. Doors shall have edgemoat and full grip door latches. The hinge and latch mountings are reinforced with stainless steel backing plates.
CASTERS. Maintenance free polyurethane tire casters in a configuration of two (2) rigid and two (2) swivel with brake. P-144, P-180 and P-200 models shall be standard with a caster configuration of two (2) rigid and four (4) swivel with brake. Casters shall have a reinforced yoke mounted to 10 gauge caster plate. The caster mounting plate shall be secured to a 10 gauge stainless steel reinforcing stress plate via welded in place stainless steel studs. The

reinforcing stress plates shall be welded to the heavy gauge tubular frame of the unit.
SHELVES. Triple plated, welded rod-type shelves shall be removable. Shelves shall be supported by high strength, "no sag" 14 gauge die-formed stainless steel brackets.
HEATING SYSTEM / CONTROLS. Patented built-in "Humi-Temp" system shall include an Incoloy nickel-chromium alloy heating element and Hi-Temp, self-lubricated, impedance protected fan-cooled blower motor. Cabinet shall have humidifying chamber and drawer style baffled humidifier pan. Both shall be stainless steel and removable. Controls shall be up-front, recessed and shall include a full range thermostat adjustable to actual temperature. Thermostat shall include temperature scale marked in ten degree increments (F/C) from 90° to 190°F (32° to 88°C). An operational range

thermometer, power supply light, thermostat cycling light, and 20 amp ON/OFF switch are also included.
ELECTRICAL CHARACTERISTICS. 3 wire grounded tri-directional power cord and plug, rear mounted for safety. See electrical data chart above for amperage and receptacle configuration. See electrical chart for models that require a dedicated circuit.
INSTALLATION. Unit should not be installed in an area where adverse environmental conditions are present.
 FWE products may be covered under one or more of the following U.S. patents: 288,299;238,300;3,952,609;4,192,991. All rights reserved. All specifications subject to change without notice. Errors subject to correction.
 © 18 Food Warming Equipment Company, Inc. R.18.03

- OPTIONAL ACCESSORIES**
- ELECTRIC**
- Electronic controls
 - Upgraded element
 - 220 volt, 50/60 Hz, single phase
 - Solar Digital Thermometer
- DOORS**
- Key locking door latch
 - Paddle latch
 - Magnetic latch
 - Padlocking transport latch
- CASTERS**
- Larger casters
 - Floorlock
- EXTRAS**
- Plate carriers: CP or UP
 - Cord winder bracket
 - Menu card holder
 - Dry erase board
 - Extra shelves - factory installed
 - Ergo drop down handle



FOOD WARMING EQUIPMENT COMPANY, INC.
 5599 HWY. 31 W. Portland, TN 37148
 815.459.7500 | Fax: 815.459.7989 | sales@fwe.com

800-222-4393
 www.FWE.com



COOK | HOLD | TRANSPORT | SERVE | REFRIGERATION | BARS