



DBSB-18
 (Blender not included)



Intertek
 4004503
 Conforms to ANSI/NSF STD 2


Power cord access hole in front skirt, behind blender



NOTE: "-RF" models include rinsing faucet for rinsing blender cups..



DBSA-12-RF

03012383
 Rinsing Faucet Assembly

Intertek
 4004503
 Conforms to NSF/ANSI STD 372

Project: _____	AIA# _____
Item #: _____ Qty: _____	SIS# _____
Model #: _____	

Drainboard Blender Stations

DBSA-12, DBSA-14, DBSA-18, DBSA-24,
 DBSA-12-RF, DBSA-14-RF, DBSA-18-RF,
 DBSB-12, DBSB-14, DBSB-18,

Standard Features

- All stainless steel construction
- One-piece, seamless top and backsplash featuring 1/4" radius corners for easy cleaning
- CFC free foamed-in-place
- Eco friendly foamed-in-place insulated blender shelf for sound deadening has zero impact on global warming or ozone depletion
- Drainboard work surface consists of drain pan with separate removable perforated insert
- Blender shelf features radius interior corners for easy cleaning
- Power cord access hole with grommet located on front skirt, behind the blender
- Junction box for duplex GFI outlet mounted underneath blender shelf (outlet not included)
- "-RF" models include a convenient rinsing faucet for rinsing blender cups.

NOTE: Blender stations cannot have a speed rail mounted to them. Since speed rails are so common on underbar, blender stations come in 24" and 29" depths to align with underbar that has a speed rail.

Specifications

Rinsing Faucet (models with "-RF" suffix)

- Accepts 3/8" cold water lead
- 30 psi water pressure regulator included

Drain

- 1-1/2" I.P.S. Threaded drain will fit Dearborn part #8033 slipnut and part #W-573P washer.

Legs

- 1-5/8" diameter, 16 gauge stainless steel
- Stainless steel bullet feet

Materials

- 20 gauge stainless steel

Rinsing Faucet Installation Notes

- Important: Unit must be installed in conformance with applicable federal, state, and local plumbing codes, including adequate backflow when required.
- Must install backflow prevention device conforming to ANSI/ASSE 1022 or ANSI/ASSE 1024 to meet plumbing code (not included).
- Install in-line water regulator (included).
- A separate shut-off valve is recommended (not included).

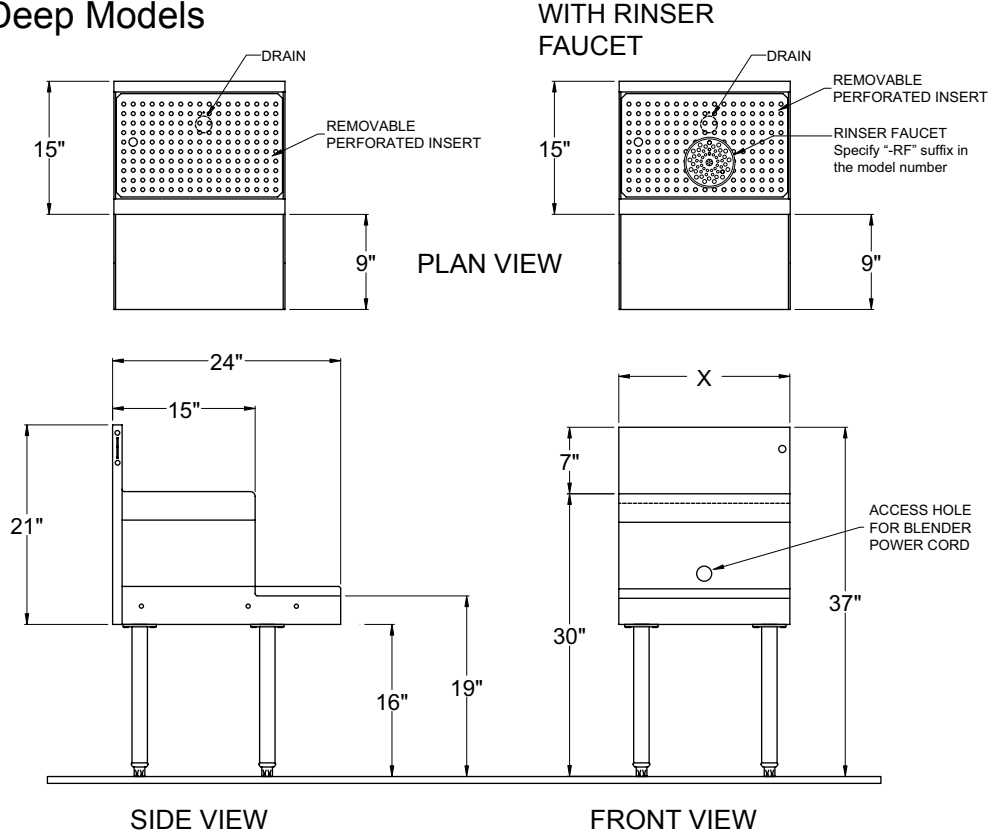
To view underbar installation instructions, please visit: https://www.glastender.com/PDF/F-750-165_Underbar_Installation_Instructions.pdf
 To view cleaning and care instructions, please visit: https://www.glastender.com/PDF/F-423-011_ss_clean_care.pdf

Glastender, Inc. • 5400 North Michigan Road • Saginaw, MI • 48604-9780 989.752.4275 • 800.748.0423 • Fax 989.752.4444 www.glastender.com	Approval/Notes:
Specifications subject to change without notice. For current specifications please visit our website.	

Drainboard Blender Stations

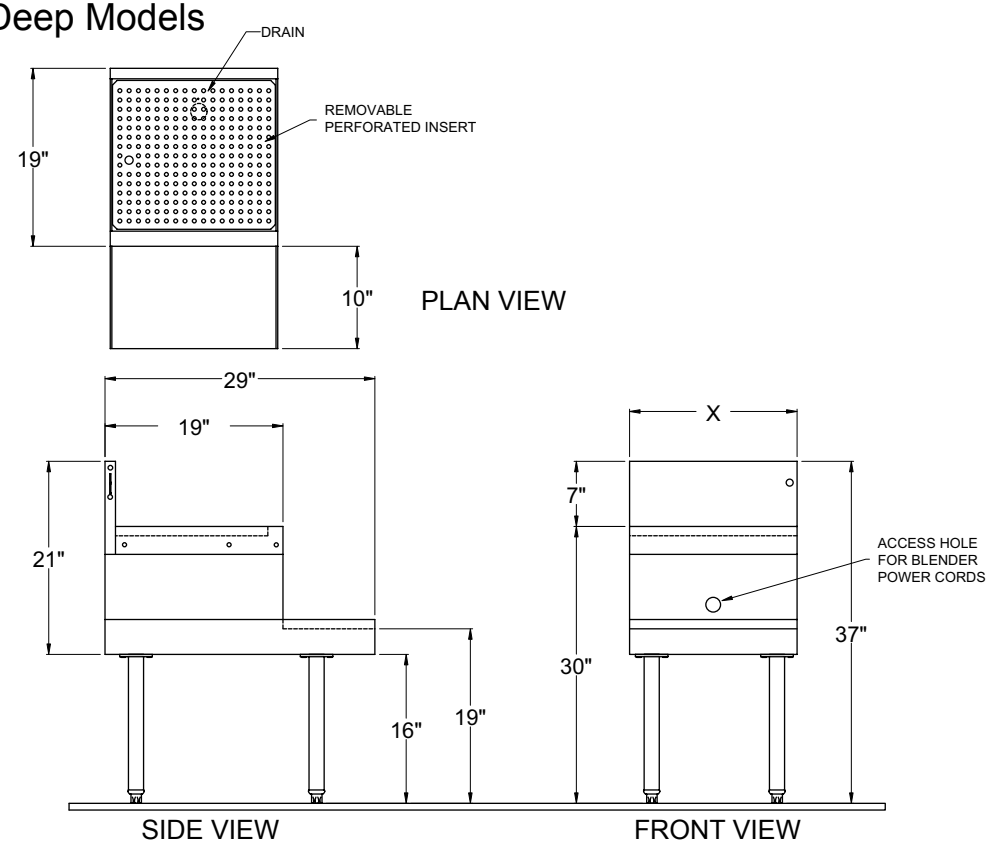
Dimensional Information

24" Deep Models



Model #	X
DBSA-12	12"
DBSA-14	14"
DBSA-18	18"
DBSA-24	24"
DBSA-12-RF	12"
DBSA-14-RF	14"
DBSA-18-RF	18"

29" Deep Models



Model #	X
DBSB-12	12"
DBSB-14	14"
DBSB-18	18"