



# BEVERAGE-AIR

Project: _____	AIA#
Item: _____	
Location: _____	SIS#
Approved: _____	

## TOP MOUNTED CROSS-TEMP®

MODEL:  
CT1HC-1HS

### CT1HC Half-Solid Door Variable Speed Freezer/Refrigerator Hydrocarbon Series



**3 Year Parts/Labor Warranty**  
**Additional 4 Year Compressor Warranty**

#### CABINET CONSTRUCTION

- Exterior is stainless steel front with continuous coil coated sides
- Interior liner is made of corrosion resistant aluminum
- Door locks
- Expansion valve technology
- Easily converts from refrigerator to freezer
- Single cabinet configurable to all menu initiatives, temperature range of -15 to 40° F
- Modulates coil temp to achieve desired set point
- Intuitive compressor
- Variable speed compressor technology achieve 30% more energy efficiency
- Quicker pull-down
- Improved product stability
- Rapid recovery defrost
- Three (3) epoxy coated shelves

#### OPTIONS & ACCESSORIES

- Stainless steel exterior
- Stainless steel interior
- Stainless steel tray (A)
- Stainless steel
- Universal tray slide (AC)
- Epoxy coated wire rod tray slide (Kit #4)
- Additional shelves
- Left hand hinged
- 3" Casters
- 6" flanged legs

#### REFRIGERATION SYSTEM

- Uses environmentally friendly, energy efficient R290 refrigerant, and meets all regulatory requirements for CARB, SNAP, DOE & more
- Adaptive defrost
- Epoxy coated evaporator coil

CT1HC TOP MOUNT MODELS CROSS-TEMP®



  
Please verify qualifying units by visiting:  
[www.energystar.gov/cfs](http://www.energystar.gov/cfs)

3779 Champion Blvd., Winston-Salem, NC 27105  
1-888-845-9800 Fax: 1-336-245-6453  
Beverage-Air.com Sales@bevair.com



# BEVERAGE-AIR®

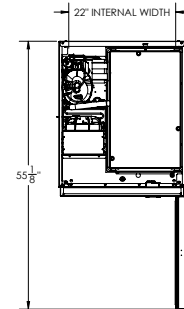
## Cross Temp® Top Mount Freezer/Refrigerators Model: CT1HC-1HS

MODEL		CT1HC-1HS
<b>EXTERNAL DIMENSIONAL DATA</b>		
Width Overall		26"
Depth Overall with Handle		33 5/8"
Height Overall		85"
Number of Doors		2
Depth with Door Open 90°		55 1/8"
Door Opening (in)		21 5/8" x 29 5/8"
<b>INTERNAL DIMENSIONAL DATA</b>		
NET Capacity (cubic ft.)		23.1
Internal Width Overall (in)		22"
Internal Depth Overall (in)		26 1/8"
Internal Height Overall (in)		62"
Number of Shelves		3
<b>ELECTRICAL DATA</b>		
Full Load Amperes 115/60/1		8.0
<b>REFRIGERATION DATA</b>		
Horsepower*		4/5
Capacity (BTU/Hr)*		Variable Speed Technology
<b>SHIPPING DATA</b>		
Gross Weight - Crated		342 lbs
Height - Crated		88"
Width - Crated		41"
Depth - Crated		33"

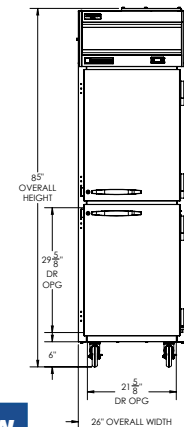
\*NOTE: Remote units are field wired and come with 6" legs.  
Refrigerant must be specified at time of order.

### Model Views

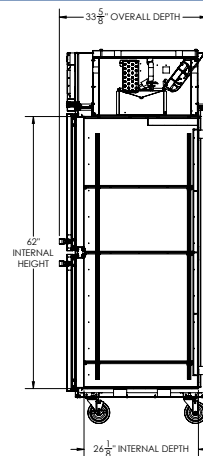
Required Clearance: Top 12", Rear 3"



### PLAN VIEW



### ELEVATION VIEW



### SIDE VIEW

### \*ELECTRICAL CONNECTION



115/60/1  
NEMA 5-15P

Unit pre-wired at factory and include 8' long cord and plug set.



3779 Champion Blvd., Winston-Salem, NC 27105 1-888-845-9800 Fax: 1-336-245-6453 Beverage-Air.com Sales@bevair.com

an Ali Group Company



The Spirit of Excellence