

Project _____
Item _____
Quantity _____
CSI Section 11400
Approved _____
Date _____

GAH Reach-Ins

Specification Line® Reach-In Heated w/Solid Doors

Models

- | | |
|----------------------------------|----------------------------------|
| <input type="checkbox"/> GAH1-S | <input type="checkbox"/> GAH2-S |
| <input type="checkbox"/> GAH1-SH | <input type="checkbox"/> GAH2-SH |



GAH1P-SH

Standard Features

- easyTouch Control with remote monitoring capability
- Digital exterior temperature display with high/low temp visual alarms
- Removable side louver
- Accommodates full size sheet pans
- Stainless steel interior door liner
- 40 watt incandescent light
- Smart door hinge that auto closes up to 90° and stays open past 90°
- Patented, lifetime warranty integral door handle
- Energy efficient door gasket – removable without tools
- Door locks
- 5" locking casters shipped loose for field installation
- 10' cord and plug attached
- Stainless steel exterior front, sides & interior
- Field rehingable doors - full height doors only
- Stainless steel pilaster with shelf clips
- 3 shelves per section
- Chrome standard
- 208V / 60C / 1 P Standard
- Three year parts and labor warranty

Options & Accessories

- 6" Stainless steel feet
- 6" Casters (all locking)
- 6" Stainless Steel flanged feet
- Additional chrome shelves
- Stainless steel shelves
- Stainless steel back
- Tray/Pan Slides – various
- Utility base
- Kick plate
- Laminate – front, ends, shroud
- Heat shield end – max temp 400 degrees
- Trim strips
- Foot Pedal Door Opener

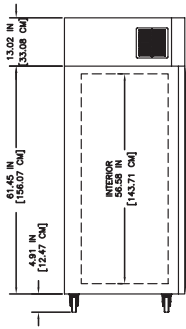
Specifications

Heating system: Cabinets are designed to maintain temperatures between 120°F and 200°F. Heating elements are located behind the vertical ducts. The design of the heater, which is full length of the vertical duct, allows for optimal air flow and energy efficiency. Fan motor is mounted outside of the heated compartment. System is controlled using an electronic temperature control.

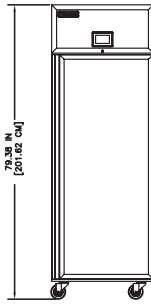
Units are completely insulated with high density foamed in place environmentally friendly, Kyoto Protocol Compliant, Non ODP (Ozone Depletion Potential), Non GWP (Global Warming Potential) polyurethane.



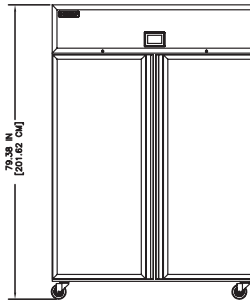
GAH Reach-Ins



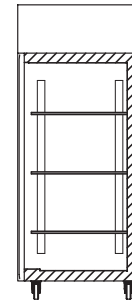
TYP. LEFT END VIEW



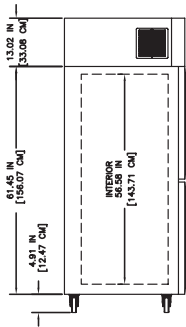
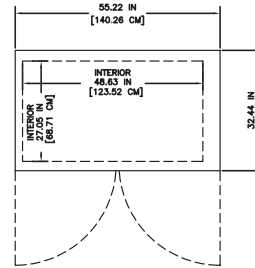
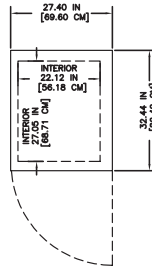
GAH1-S



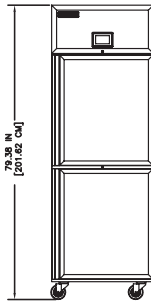
GAH2-S



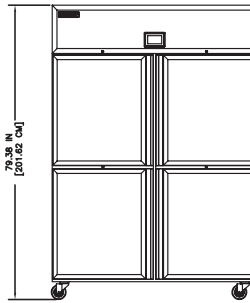
SECTION VIEW



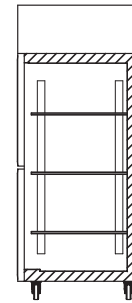
TYP. LEFT END VIEW



GAH1-SH



GAH2-SH



SECTION VIEW

| Specifications | | | | | | | |
|-------------------|--------------|------|----------------|------------------------|----------------|-------------|-----------|
| Model | V/Hz/Ph | Amps | Volume Cu. Ft. | SHELF CAPACITY SQ. FT. | No. of Shelves | Ship Weight | Nema Plug |
| GAH1-S GAH1-SH | 208-240/60/1 | 6 | 21 | 11.5 | 3 | 331 | 6-20P |
| GAG2-S GAH2-SH | 208-240/60/1 | 10.5 | 46 | 25.5 | 6 | 630 | 6-20P |

Welbilt reserves the right to make changes to the design or specifications without prior notice.