



Profit from the Eagle Advantage®

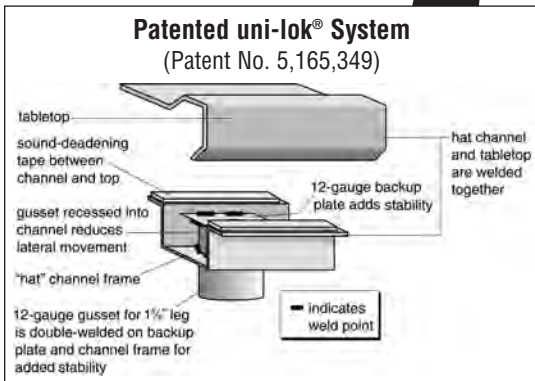
Specification Sheet

Short Form Specifications

Eagle worktables, Spec-Master® Marine series, model _____ . Top constructed of 14 gauge 300 series stainless steel with a 2 1/8" marine counter style edging on all four sides. Open front with 1 1/4" O.D. galvanized tubular crossbracing on sides and rear. Top reinforced with welded hat channels and sound deadened. Constructed with uni-lok® patented gusset system with the gussets recessed into the hat channels to reduce lateral movement. Legs are 1 1/2" O.D. galvanized tubing, with galvanized gussets and 1" hi-impact plastic bullet feet.



worktable with flat top and tubular base



EAGLE GROUP
100 Industrial Boulevard, Clayton, DE 19938-8903 USA
Phone: 302-653-3000 • Fax: 302-653-2065
www.eaglegrp.com

Foodservice Division: Phone 800-441-8440
MHC/Retail Display Divisions: Phone 800-637-5100

For custom configuration or fabrication needs, contact our **SpecFAB® Division**.
Phone: 302-653-3000 • Fax: 302-653-2065 • e-mail: quotes@eaglegrp.com

Spec sheets available for viewing, printing or downloading from our online literature library at www.eaglegrp.com

Eagle Foodservice Equipment, Eagle MHC, SpecFAB®, and Retail Display are divisions of Eagle Group. ©2015 by the Eagle Group

Item No.: _____
Project No.: _____
S.I.S. No.: _____

Worktables with Flat Top and Galvanized Tubular Base —Spec-Master® Marine Series

MODELS:

- T2424GTEM T24144GTEM T30132GTEM T36144GTEM
- T2430GTEM T3030GTEM T30144GTEM T4848GTEM
- T2436GTEM T3036GTEM T3648GTEM T4860GTEM
- T2448GTEM T3048GTEM T3660GTEM T4872GTEM
- T2460GTEM T3060GTEM T3672GTEM T4884GTEM
- T2472GTEM T3072GTEM T3684GTEM T4896GTEM
- T2484GTEM T3084GTEM T3696GTEM T48108GTEM
- T2496GTEM T3096GTEM T36108GTEM T48120GTEM
- T24108GTEM T30108GTEM T36120GTEM T48132GTEM
- T24120GTEM T30120GTEM T36132GTEM T48144GTEM
- T24132GTEM

Tabletop

- Patented uni-lok® gusset system (patent #5,165,349): gussets are recessed into hat channel, reducing lateral movement.
- Top reinforced with welded-on hat channel.
- Sound-deadened between top and channels.
- Marine counter edge on all four sides.
- 14 gauge 300 series polished stainless steel.

Crossbracing—1 1/4" (38mm)-diameter

- Heavy gauge, galvanized.
- Aluminum castings join crossbraces, legs and rear brace.

Legs—1 1/2" (41mm)-diameter

- 24" to 36" (610 to 914mm)-wide units that are 96" (2438mm) and longer come with six legs or more. 48" (1219mm)-wide units that are 72" (1829mm) and longer come with six legs or more.
- Heavy gauge galvanized steel.
- 1" (25mm) adjustable hi-impact plastic feet.

Options / Accessories

- Drawer
- Lock
- Casters
- Stainless steel bullet feet
- Overshelves
- Duplex receptacles
- Pot rack
- Sink
- Stabilizer Bar (for 30"- and 36"-wide tables)

Certifications / Approvals



AUTOQUOTES



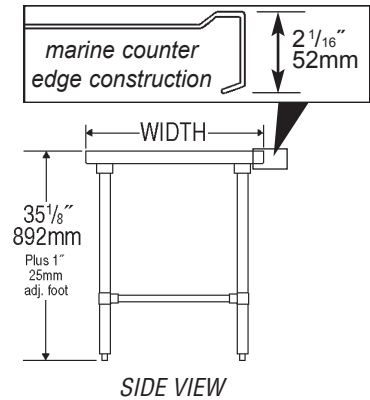
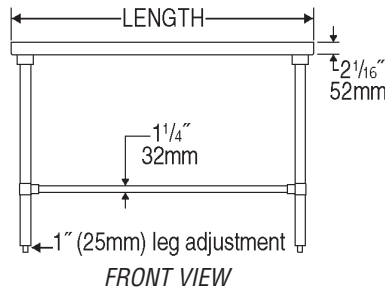
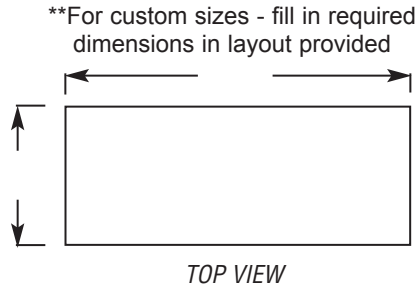
Catalog Specification Sheet No. **EG10.42D** Spec-Master® Marine Series Worktables with Flat Top and Galvanized Tubular Base

EG10.42D Rev. 09/15



Item No.: _____
 Project No.: _____
 S.I.S. No.: _____

Worktables with Flat Top and Galvanized Tubular Base —Spec-Master® Marine Series



model #	# of legs	width		length		weight	
		in.	mm	in.	mm	lbs.	kg
T2424GTEM	4	24"	610	24"	610	44	20.0
T2430GTEM	4	24"	610	30"	762	48	21.8
T2436GTEM	4	24"	610	36"	914	55	24.9
T2448GTEM	4	24"	610	48"	1219	66	29.9
T2460GTEM	4	24"	610	60"	1524	77	34.9
T2472GTEM	4	24"	610	72"	1829	88	39.9
T2484GTEM	4	24"	610	84"	2134	99	44.9
T2496GTEM	6	24"	610	96"	2438	110	49.9
T24108GTEM	6	24"	610	108"	2743	121	54.9
T24120GTEM	6	24"	610	120"	3048	132	59.9
T24132GTEM	8	24"	610	132"	3353	145	65.8
T24144GTEM	8	24"	610	144"	3658	154	69.9
T3030GTEM	4	30"	762	30"	762	52	23.6
T3036GTEM	4	30"	762	36"	914	58	26.3
T3048GTEM	4	30"	762	48"	1219	72	32.7
T3060GTEM	4	30"	762	60"	1524	85	38.6
T3072GTEM	4	30"	762	72"	1829	98	44.5
T3084GTEM	4	30"	762	84"	2134	111	50.3
T3096GTEM	6	30"	762	96"	2438	124	56.2
T30108GTEM	6	30"	762	108"	2743	138	62.6
T30120GTEM	6	30"	762	120"	3048	151	68.5
T30132GTEM	8	30"	762	132"	3353	164	74.4
T30144GTEM	8	30"	762	144"	3658	177	80.3
T3648GTEM	4	36"	914	48"	1219	80	36.3
T3660GTEM	4	36"	914	60"	1524	96	43.6
T3672GTEM	4	36"	914	72"	1829	111	50.3
T3684GTEM	4	36"	914	84"	2134	127	57.6
T3696GTEM	6	36"	914	96"	2438	142	64.4
T36108GTEM	6	36"	914	108"	2743	157	71.2
T36120GTEM	6	36"	914	120"	3048	172	78.0
T36132GTEM	8	36"	914	132"	3353	188	85.3
T36144GTEM	8	36"	914	144"	3658	204	92.5
T4848GTEM	4	48"	1219	48"	1219	96	43.6
T4860GTEM	4	48"	1219	60"	1524	111	50.3
T4872GTEM	6	48"	1219	72"	1829	127	57.6
T4884GTEM	6	48"	1219	84"	2134	132	59.9
T4896GTEM	8	48"	1219	96"	2438	157	71.2
T48108GTEM	8	48"	1219	108"	2743	173	78.5
T48120GTEM	8	48"	1219	120"	3048	188	85.3
T48132GTEM	8	48"	1219	132"	3353	204	92.5
T48144GTEM	8	48"	1219	144"	3658	219	99.3

EAGLE GROUP
 100 Industrial Boulevard, Clayton, DE 19938-8903 USA
 Phone: 302-653-3000 • Fax: 302-653-2065
 www.eaglegrp.com

Foodservice Division: Phone 800-441-8440
 MHC/Retail Display Divisions: Phone 800-637-5100

Printed in U.S.A.
 ©2015 by Eagle Group
 Rev. 09/15

Spec sheets available for viewing, printing or downloading from our online literature library at www.eaglegrp.com

Although every attempt has been made to ensure the accuracy of the information provided, we cannot be held responsible for typographical or printing errors. Information and specifications are subject to change without notice. Please confirm at time of order.